

PARK WIDE IMPROVEMENTS

BOUNDARIES, ENTRANCES & INFRASTRUCTURE

Establish the park boundary and define vehicular and pedestrian entrances



Improve sustainable connections including north to south spine through the park, with signage and wayfinding



Manage and improve access to existing woodlands, hedgerows, meadows and ponds



Maintain and improve existing park infrastructure including play areas and street furniture



Encourage new leisure activities to the park



EXISTING FEATURES AND FACILITIES

Norton Priory & Walled Garden




Haddocks Wood & Playing Fields



Big Wood





Bridgewater Canal



OPPORTUNITIES FOR ENHANCEMENT

Improvements to Norton Priory access and car park including links to footpath cycleway routes



Enhanced landscape setting including sculptural and natural play features



EXISTING FEATURES AND FACILITIES

Phoenix Park Play Area



Park Café & Youth Activity Provision



Lake



Pickerings Rough



Bridgewater Canal



Meadows




OPPORTUNITIES FOR ENHANCEMENT

Enhancement of youth and community activities



Enhancement of existing park features and routes



EXISTING FEATURES AND FACILITIES

Ski Slope



Miniature Railway



Play Area



Arena



OPPORTUNITIES FOR ENHANCEMENT

New Visitor and Outdoor Pursuits Centre & Cafe



New Infrastructure for Events



Expanded Ski Slope & Adventure Play

