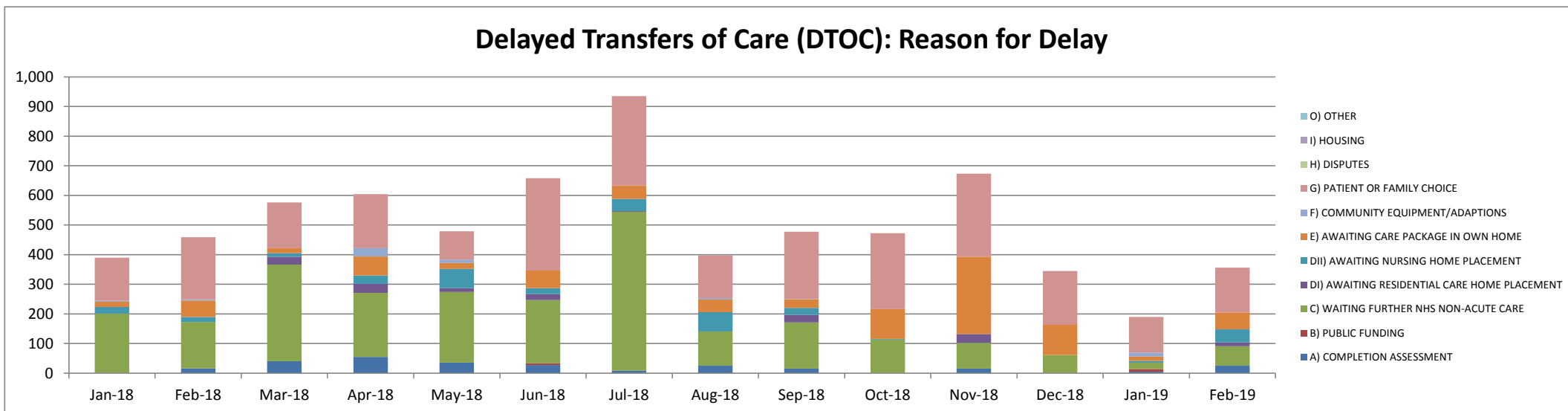
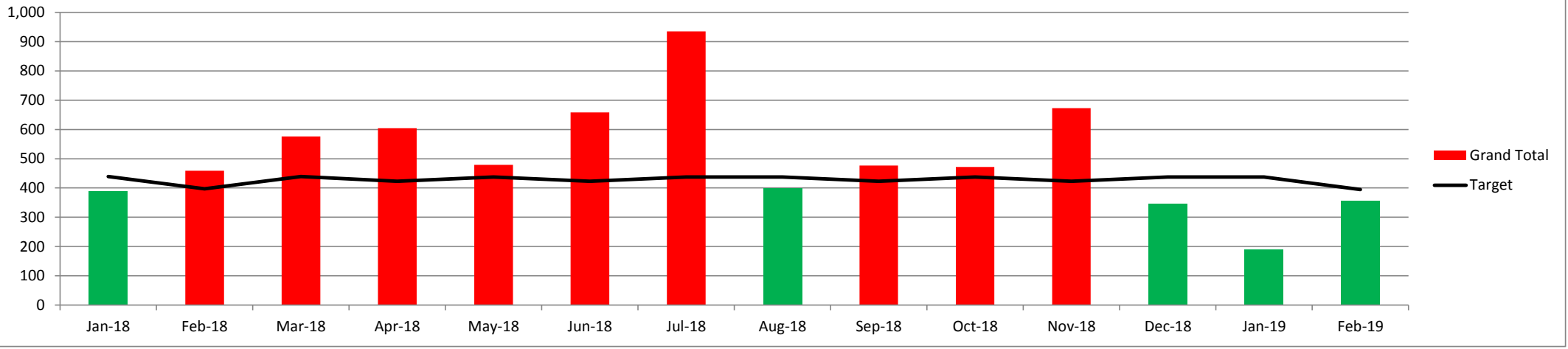


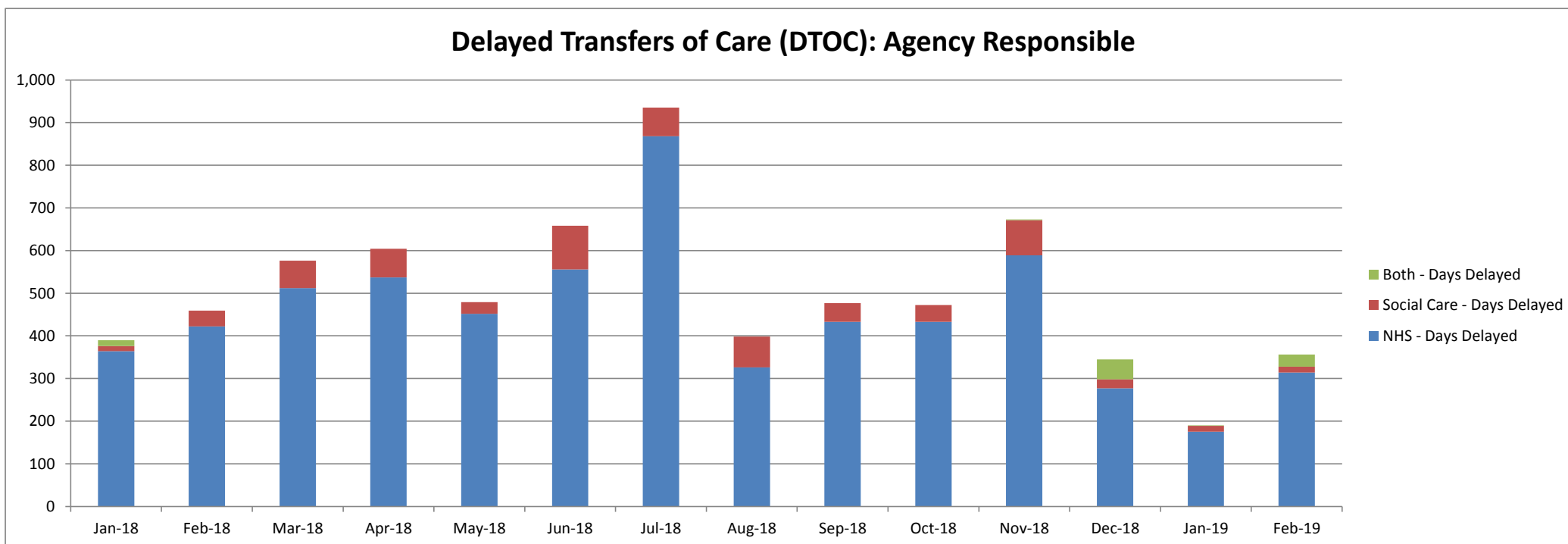
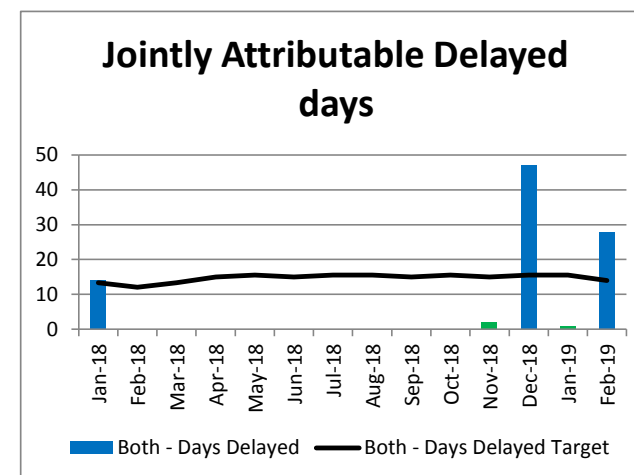
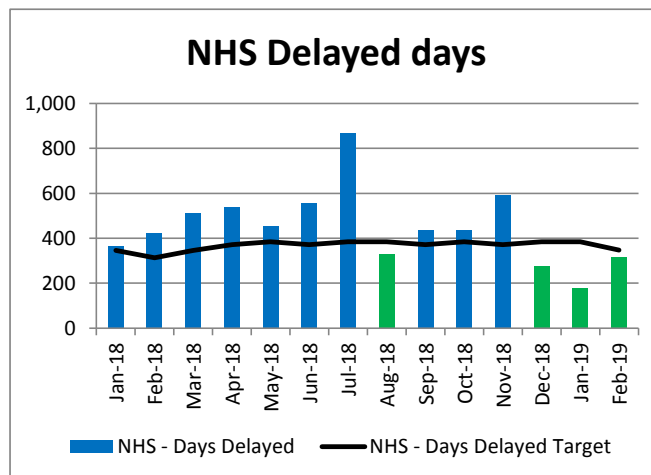
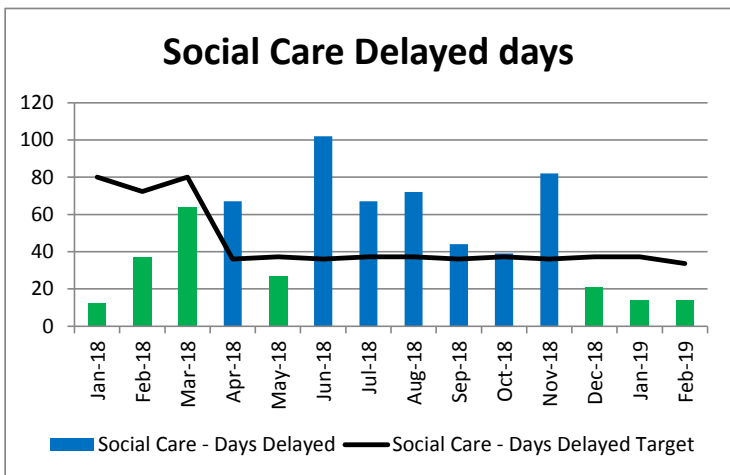
Reason for Delay	Jan-18	Feb-18	Mar-18	Apr-18	May-18	Jun-18	Jul-18	Aug-18	Sep-18	Oct-18	Nov-18	Dec-18	Jan-19	Feb-19
A) COMPLETION ASSESSMENT	1	16	40	55	35	27	8	25	15	1	15	1	5	25
B) PUBLIC FUNDING	0	0	0	0	0	6	0	0	0	0	0	0	9	0
C) WAITING FURTHER NHS NON-ACUTE CARE	200	157	326	216	239	214	537	116	156	112	87	60	21	66
DI) AWAITING RESIDENTIAL CARE HOME PLACEMENT	0	0	27	30	13	20	2	0	26	0	30	0	0	13
DII) AWAITING NURSING HOME PLACEMENT	22	17	12	28	65	20	41	65	23	3	0	0	6	44
E) AWAITING CARE PACKAGE IN OWN HOME	18	55	17	65	20	59	45	42	29	100	261	102	15	57
F) COMMUNITY EQUIPMENT/ADAPPTIONS	3	4	0	28	11	0	0	5	1	0	0	0	13	0
G) PATIENT OR FAMILY CHOICE	146	210	154	182	96	312	302	145	227	256	280	182	121	151
H) DISPUTES	0	0	0	0	0	0	0	0	0	0	0	0	0	0
I) HOUSING	0	0	0	0	0	0	0	0	0	0	0	0	0	0
O) OTHER	0	0	0	0	0	0	0	0	0	0	0	0	0	0
Grand Total	390	459	576	604	479	658	935	398	477	472	673	345	190	356
Target	439	397	439	423	437	423	437.1	437.1	423	437.1	423	437.1	437.1	394.8
Variation from target	-13%	14%	24%	30%	9%	36%	53%	-10%	11%	7%	37%	-27%	-130%	-11%



Delayed Transfers of Care (DTOC): Performance against Target



Agency Responsible	Jan-18	Feb-18	Mar-18	Apr-18	May-18	Jun-18	Jul-18	Aug-18	Sep-18	Oct-18	Nov-18	Dec-18	Jan-19	Feb-19
NHS - Days Delayed	364	422	512	537	452	556	868	326	433	433	589	277	175	314
Social Care - Days Delayed	12	37	64	67	27	102	67	72	44	39	82	21	14	14
Both - Days Delayed	14	0	0	0	0	0	0	0	0	0	2	47	1	28
NHS - Days Delayed Target	346	312	346	372	384	372	384.4	384.4	372	384.4	372	384.4	384.4	347.2
Social Care - Days Delayed Target	80	72	80	36	37	36	37.2	37.2	36	37.2	36	37.2	37.2	33.6
Both - Days Delayed Target	13	12	13	15	16	15	15.5	15.5	15	15.5	15	15.5	15.5	14



	Jan-18	Feb-18	Mar-18	Apr-18	May-18	Jun-18	Jul-18	Aug-18	Sep-18	Oct-18	Nov-18	Dec-18	Jan-19	Feb-19
STHK	162	221	147	148	90	278	290	168	229	304	328	250	152	161
Warrington	198	198	358	383	359	263	502	158	160	98	243	74	20	128
North West Boroughs	14	0	27	30	13	20	57	43	6	0	0	0	0	28
Walton Centre	0	0	0	3	0	25	56	12	71	34	30	5	9	27
Others	16	40	44	40	17	72	30	17	11	36	72	16	9	12

Delayed Transfers of Care (DTOC) Bed days: Provider

