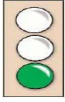







Performance Summary – A Healthy Halton

Total		5		2		7
--------------	---	----------	---	----------	---	----------

 <p>Green Target likely to be achieved / exceeded</p>	
	Adult smoking rates
	Smokers who quit after 4 week review
	Unplanned emergency bed days for aged 65+
	Carers receiving specific carer service after assessment or review
	Reduce the gap between Halton and nationally for infant mortality deaths per 1,000 live births

 <p>Amber Uncertain whether target will be met or exceeded</p>	
	Male Direct Standardised Ratio
	Female Direct Standardised Ratio

 <p>Red Target unlikely to be achieved</p>	
	Circulatory disease mortality under 75s per 100,000 pop
	All cancers mortality under 75s per 100,000 pop
	Gap between highest ward and Halton
	Adults participating in at least 30 minutes of activity on 3 or more days a week
	Female life expectancy
	Male life expectancy
Teenage conception rates	